



SUREFUSER™+

VARIABLE AND CONTINUOUS
ELASTOMERIC INFUSION SYSTEM



SUREFUSER™+

VARIABLE AND CONTINUOUS ELASTOMERIC INFUSION SYSTEM

AN EXCELLENT SOLUTION FOR AMBULATORY INFUSION THERAPIES

Surefuser+ is suitable for ambulatory therapies that require a continuous, **steady infusion**. Common therapies include: chemotherapy, antibiotics, pain management, and treatment of thalassemia. Nipro offers a **wide range** of volumes and flow rates in both variable and continuous infusion.

IMPROVED COMFORT AND MOBILITY FOR PATIENTS

Surefuser+ is portable, lightweight, ergonomic, and silent. There is no need for batteries or electricity, making it mobile and maintenance-free. With our Nipro Surefuser+ bag, it is also easy to wear. Daily activities and light-to-moderate exercise are still possible.

EASY TO SET UP AND USE

Surefuser+ is a self-powered and highly reliable device. It provides a steady flow rate through constant elastomeric pressure, thanks to its isoprene balloon. It combines simplicity with efficiency for home care applications.

SAFETY AND QUALITY

- Strong lightweight housing
- Not made with latex, DEHP or BPA*
- Efficient particle and self-venting 0,2 µm filter that eliminates air bubbles
- Strong port connector with an integrated anti-kinking, flexible infusion line
- Consistent and controlled flow rate
- Thermosensitive flow regulator calibrated at skin temperature

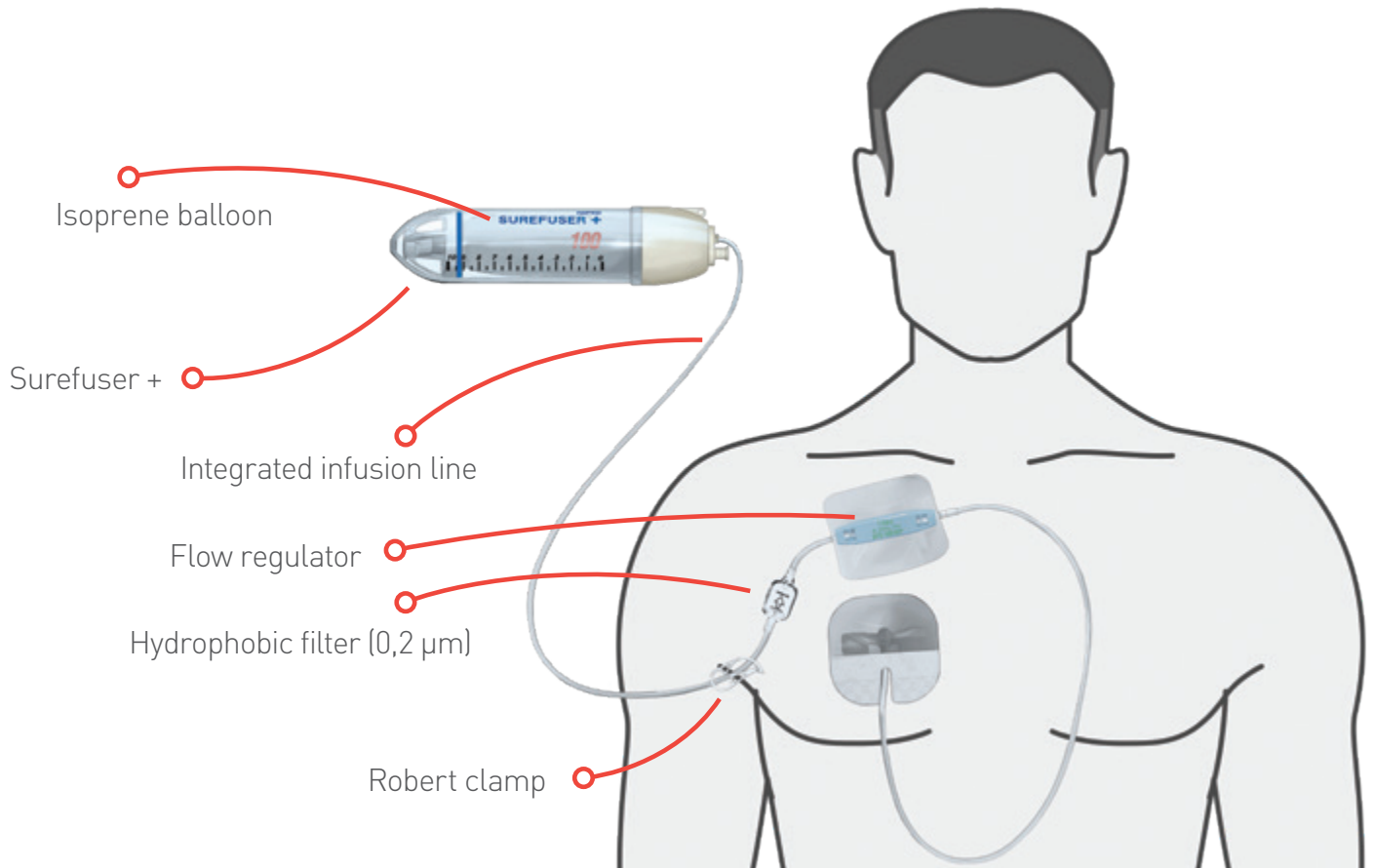
Stability data, Product Data Sheet, Patient Guide, and IFU movie are available upon request.

Drug stability testing has been undertaken by an independent laboratory, ensuring the reliability of our data.

For more information please visit our website: www.nipro-group.com

* below the threshold of 0,1%





SAFE

Back-check valve with an integrated infusion line decreases the risk of contamination and leakage.

EASY TO FOLLOW INFUSION PROGRESS

Scale and blue progression line allow for clear identification of therapy progress.

COST-EFFECTIVE

Residual volume has been reduced to a minimum, thereby limiting drug waste.

SPECIFICATIONS

Short-term Continuous Infusion

Reference code	Nominal volume	MEAN flow rate*	Infusion time	Flow regulator color
SFS-1030MP-EJ	100 ml	200 ml/hr.	0,5 hrs	White
SFS-1001HRP-EJ	100 ml	100 ml/hr.	1 hr	Pale gray
SFS-250-25P-EJ	250 ml	250 ml/hr.	1 hr	Pale gray
SFS-125-25P-EJ	250 ml	125 ml/hr.	2 hrs	Salmon pink
SFS-62.5-25P-EJ	250 ml	62,5 ml/hr.	4 hrs	Khaki

Long-term Continuous Infusion

Reference code	Nominal volume	MEAN flow rate*	Infusion time	Flow regulator color
SFS-0505HRP-EJ	50 ml	10 ml/hr.	5 hrs	Purple
SFS-0512HRP-EJ	50 ml	4,2 ml/hr.	12 hrs	Pink
SFS-0501DP-EJ	50 ml	2,1 ml/hr.	1 day	Blue
SFS-0502DP-EJ	50 ml	1 ml/hr.	2 days 2 hrs	Green
SFS-0503DP-EJ	50 ml	0,7 ml/hr.	2 days 23 hrs	Cream
SFS-0505DP-EJ	50 ml	0,4 ml/hr.	5 days 5 hrs	Yellow
SFS-0501WP-EJ	50 ml	0,3 ml/hr.	6 days 23 hrs	Orange

SFS-1005HRP-EJ	100 ml	20 ml/hr.	5 hrs	Purple
SFS-1012HRP-EJ	100 ml	8,3 ml/hr.	12 hrs	Pink
SFS-1001DP-EJ	100 ml	4,2 ml/hr.	1 day	Blue
SFS-1036HRP-EJ	100 ml	2,8 ml/hr.	36 hrs	Magenta
SFS-1002DP-EJ	100 ml	2,1 ml/hr.	2 days	Green
SFS-1003DP-EJ	100 ml	1,4 ml/hr.	2 days 23 hrs	Cream
SFS-1005DP-EJ	100 ml	0,8 ml/hr.	5 days 5 hrs	Yellow
SFS-1001WP-EJ	100 ml	0,6 ml/hr.	6 days 23 hrs	Orange

SFS-3.5-15P EJ	150 ml	3,5 ml/hr.	1 day 19 hrs	Blue
SFS-3-15P EJ	150 ml	3 ml/hr.	2 days 2 hrs	Green
SFS-2-15P EJ	150 ml	2 ml/hr.	3 days 3 hrs	Cream
SFS-1-15P EJ	150 ml	1 ml/hr.	6 days 6 hrs	Leaf Green


SFS-10-25P-EJ	250 ml	10 ml/hr.	1 day 1 hr	Blue
SFS-5-25P-EJ	250 ml	5 ml/hr.	2 days 2 hrs	Green
SFS-3.5-25P-EJ	250 ml	3,5 ml/hr.	2 days 23 hrs	Cream
SFS-2-25P-EJ	250 ml	2 ml/hr.	5 days 5 hrs	Yellow
SFS-1.5-25P-EJ	250 ml	1,5 ml/hr.	6 days 23 hrs	Orange

SFS-8-30P EJ	300 ml	8 ml/hr.	1 day 14 hrs	Blue
SFS-6-30P EJ	300 ml	6 ml/hr.	2 days 2 hrs	Green
SFS-5-30P EJ	300 ml	5 ml/hr.	2 days 12 hrs	Navy
SFS-4-30P EJ	300 ml	4 ml/hr.	3 days 3 hrs	Cream
SFS-3-30P EJ	300 ml	3 ml/hr.	4 days 4 hrs	Red
SFS-2-30P EJ	300 ml	2 ml/hr.	6 days 6 hrs	Leaf Green





*legal margin of **10%** flow rate accuracy

Variable Infusion

Reference code	Nominal volume	MEAN flow rate*	Max. total hrs	Reference code	Nominal volume	MEAN flow rate*	Max. total hrs
SMA-0123-10P-EJ	100 ml	0,5 ml/hr.	8 days 8 hrs	SMA-3456-25P-EJ	250 ml	3 ml/hr.	3 days 11 hrs
		1,5 ml/hr.	2 days 19 hrs			4 ml/hr.	2 days 15 hrs
		2,5 ml/hr.	1 day 16 hrs			5 ml/hr.	2 days 2 hrs
		3,5 ml/hr.	1 day 5 hrs			6 ml/hr.	1 day 18 hrs
SMA-2345-10P-EJ	100 ml	2 ml/hr.	2 days 2 hrs	SMA-2345-30P-EJ	300 ml	2 ml/hr.	6 days 6 hrs
		3 ml/hr.	1 day 9 hrs			3 ml/hr.	4 days 4 hrs
		4 ml/hr.	1 day 1 hr			4 ml/hr.	3 days 3 hrs
		5 ml/hr.	20 hrs			5 ml/hr.	2 days 12 hrs
SMA-123-10P-EJ	100 ml	1 ml/hr.	4 days 4 hrs	SMA-3456-30P-EJ	300 ml	3 ml/hr.	4 days 4 hrs
		2 ml/hr.	2 days 2 hrs			4 ml/hr.	3 days 3 hrs
		3 ml/hr.	1 day 9 hrs			5 ml/hr.	2 days 12 hrs
SMA-2345-25P-EJ	250 ml	2 ml/hr.	5 days 5 hrs			SMA-2468-30P-EJ	300 ml
		3 ml/hr.	3 days 11 hrs	2 ml/hr.	6 days 6 hrs		
		4 ml/hr.	2 days 15 hrs	4 ml/hr.	3 days 3 hrs		
		5 ml/hr.	2 days 2 hrs	6 ml/hr.	2 days 2 hrs		
SMA-2468-25P-EJ	250 ml	2 ml/hr.	5 days 5 hrs			8 ml/hr.	1 day 14 hrs
		4 ml/hr.	2 days 15 hrs				
		6 ml/hr.	1 day 18 hrs				
		8 ml/hr.	1 day 7 hrs				

*legal margin of **15%** flow rate accuracy
Flow regulator (color-code) :  Green.

UV Continuous Infusion

Reference code	Nominal volume	MEAN flow rate*	Infusion time	Flow regulator color
SFS-1001DP-UV-EJ	100 ml	4,2 ml/h	1 day	 Blue
SFS-1002DP-UV-EJ	100 ml	2,1 ml/h	2 days	 Green
SFS-10-25P-UV-EJ	250 ml	10 ml/h	1 day 1 hr	 Blue
SFS-5-25P-UV-EJ	250 ml	5 ml/h	2 days 2 hrs	 Green

*legal margin of **10%** flow rate accuracy

PCA Continuous Infusion

Reference code	Nominal volume	MEAN flow rate*	Infusion time	PCA bolus volume (ml)	Refill time (min)	Flow regulator color
SFS-PCA-5030-EJ	50 ml	0,5 ml/hr	4 days	0,5	30	 Pink
SFS-PCA-1030-EJ	100 ml	2,1 ml/hr	2 days	2,0	30	 Green
SFS-PCA-3030-EJ	300 ml	4 ml/hr	3 days	3,0	30	 Blue
SFS-PCA-3060-EJ	300 ml	4 ml/hr	3 days	3,0	60	 Blue

*legal margin of **10%** flow rate accuracy

PCA Variable Continuous Infusion

Reference code	Nominal volume	MEAN flow rate*	Infusion time	PCA bolus volume (ml)	Refill time (min)	Flow regulator color
SMA-PCA-3030-EJ	300 ml	2-3-4-5	2 days	3,0	30	 Green

*legal margin of **15%** flow rate accuracy

Nipro Hospital Products division is part of Nipro Corporation Japan, a leading global healthcare company established in 1954. With over 33.000 employees worldwide, Nipro serves the Medical Device, Pharmaceutical, and Pharmaceutical Packaging industries.

From preparation to administration, Nipro Hospital Products has a comprehensive portfolio of disposable medical equipment for hospital and ambulatory use.

Nipro Hospital Products is one of the world's largest manufacturers of high quality needles and infusion products, producing over 11 billion needles annually. With a global network of 6 manufacturing plants, Nipro Hospital Products continues to advance high quality products known for their safety and ease of use.

BECAUSE EVERY LIFE DESERVES AFFORDABLE CARE

